

MONTHLY REPORT OF DISBURSEMENTS  
For the month of October 2023

Department : Joint Legislative Executive Councils  
 Agency/Entity : Legislative-Executive Development Advisory Council (LEDAC)  
 Operating Unit :  
 Organization Code (UACS) : 28 001 00 00000  
 Fund Cluster : 01 Regular Agency Fund

| Particulars  | Current Year Budget |          |       |    |               | Prior Year's Budget           |      |       |    |                 |                                 |      |       |    |                    |              | Trust Liabilities |    |      |    | Grand Total     |    |      |       |    |                    |      |    |
|--|---------------------|----------|-------|----|---------------|-------------------------------|------|-------|----|-----------------|---------------------------------|------|-------|----|--------------------|--------------|-------------------|----|------|----|-----------------|----|------|-------|----|--------------------|------|----|
|  | PS                  | MOOE     | FinEx | CO | TOTAL         | Prior Year's Accounts Payable |      |       |    |                 | Current Year's Accounts Payable |      |       |    |                    |              | SUB-TOTAL         | PS | MOOE | CO | TOTAL           | PS | MOOE | FinEx | CO | TOTAL              |      |    |
|  |                     |          |       |    |               | PS                            | MOOE | FinEx | CO | Sub-Total       | PS                              | MOOE | FinEx | CO | Sub-Total          | PS           |                   |    |      |    |                 |    |      |       |    |                    | MOOE | CO |
| 1  | 2                   | 3        | 4     | 5  | 6 = (2+3+4+5) | 7                             | 8    | 9     | 10 | 11 = (7+8+9+10) | 12                              | 13   | 14    | 15 | 16 = (12+13+14+15) | 17 = (11+16) | 18 = (6+17)       | 19 | 20   | 21 | 22 = (19+20+21) | 23 | 24   | 25    | 26 | 27 = (23+24+25+26) |      |    |
| <b>OCTOBER</b>   |                     |          |       |    |               |                               |      |       |    |                 |                                 |      |       |    |                    |              |                   |    |      |    |                 |    |      |       |    |                    |      |    |
| <b>CASH DISBURSEMENTS</b>  |                     |          |       |    |               |                               |      |       |    |                 |                                 |      |       |    |                    |              |                   |    |      |    |                 |    |      |       |    |                    |      |    |
| Notice of Cash Allocation (NCA)  | -                   | -        | -     | -  | -             | -                             | -    | -     | -  | -               | -                               | -    | -     | -  | -                  | -            | -                 | -  | -    | -  | -               | -  | -    | -     | -  | -                  | -    | -  |
| MDS Checks Issued  | -                   | -        | -     | -  | -             | -                             | -    | -     | -  | -               | -                               | -    | -     | -  | -                  | -            | -                 | -  | -    | -  | -               | -  | -    | -     | -  | -                  | -    |    |
| Advice to Debit Account  | -                   | -        | -     | -  | -             | -                             | -    | -     | -  | -               | -                               | -    | -     | -  | -                  | -            | -                 | -  | -    | -  | -               | -  | -    | -     | -  | -                  | -    | -  |
| Notice of Transfer Allocations (NTA)   | -                   | -        | -     | -  | -             | -                             | -    | -     | -  | -               | -                               | -    | -     | -  | -                  | -            | -                 | -  | -    | -  | -               | -  | -    | -     | -  | -                  | -    | -  |
| MDS Checks Issued  | -                   | -        | -     | -  | -             | -                             | -    | -     | -  | -               | -                               | -    | -     | -  | -                  | -            | -                 | -  | -    | -  | -               | -  | -    | -     | -  | -                  | -    | -  |
| Advice to Debit Account  | -                   | -        | -     | -  | -             | -                             | -    | -     | -  | -               | -                               | -    | -     | -  | -                  | -            | -                 | -  | -    | -  | -               | -  | -    | -     | -  | -                  | -    | -  |
| Working Fund for FAPs  | -                   | -        | -     | -  | -             | -                             | -    | -     | -  | -               | -                               | -    | -     | -  | -                  | -            | -                 | -  | -    | -  | -               | -  | -    | -     | -  | -                  | -    | -  |
| Cash Disbursement Ceiling (CDC)  | -                   | -        | -     | -  | -             | -                             | -    | -     | -  | -               | -                               | -    | -     | -  | -                  | -            | -                 | -  | -    | -  | -               | -  | -    | -     | -  | -                  | -    | -  |
| <b>TOTAL CASH DISBURSEMENTS</b>  | -                   | -        | -     | -  | -             | -                             | -    | -     | -  | -               | -                               | -    | -     | -  | -                  | -            | -                 | -  | -    | -  | -               | -  | -    | -     | -  | -                  | -    | -  |
| <b>NON-CASH DISBURSEMENTS</b>  |                     |          |       |    |               |                               |      |       |    |                 |                                 |      |       |    |                    |              |                   |    |      |    |                 |    |      |       |    |                    |      |    |
| Tax Remittance Advices Issued (TRA)  | -                   | 1,534.11 | -     | -  | 1,534.11      | -                             | -    | -     | -  | -               | -                               | -    | -     | -  | -                  | -            | 1,534.11          | -  | -    | -  | -               | -  | -    | -     | -  | -                  | -    | -  |
| Non-Cash Availment Authority (NCAA)  | -                   | -        | -     | -  | -             | -                             | -    | -     | -  | -               | -                               | -    | -     | -  | -                  | -            | -                 | -  | -    | -  | -               | -  | -    | -     | -  | -                  | -    | -  |
| Disbursements effected through outright deductions from claims (please specify...) | -                   | -        | -     | -  | -             | -                             | -    | -     | -  | -               | -                               | -    | -     | -  | -                  | -            | -                 | -  | -    | -  | -               | -  | -    | -     | -  | -                  | -    | -  |
| Overpayment of expenses (e.g. personnel benefits)                                  | -                   | -        | -     | -  | -             | -                             | -    | -     | -  | -               | -                               | -    | -     | -  | -                  | -            | -                 | -  | -    | -  | -               | -  | -    | -     | -  | -                  | -    | -  |
| Restitution for loss of government property  | -                   | -        | -     | -  | -             | -                             | -    | -     | -  | -               | -                               | -    | -     | -  | -                  | -            | -                 | -  | -    | -  | -               | -  | -    | -     | -  | -                  | -    | -  |
| Liquidated damages and similar claims  | -                   | -        | -     | -  | -             | -                             | -    | -     | -  | -               | -                               | -    | -     | -  | -                  | -            | -                 | -  | -    | -  | -               | -  | -    | -     | -  | -                  | -    | -  |
| Others (TEF, BT, Documentary Stamp Tax, etc.)                                      | -                   | -        | -     | -  | -             | -                             | -    | -     | -  | -               | -                               | -    | -     | -  | -                  | -            | -                 | -  | -    | -  | -               | -  | -    | -     | -  | -                  | -    | -  |
| <b>TOTAL NON-CASH DISBURSEMENTS</b>  | -                   | 1,534.11 | -     | -  | 1,534.11      | -                             | -    | -     | -  | -               | -                               | -    | -     | -  | -                  | -            | 1,534.11          | -  | -    | -  | -               | -  | -    | -     | -  | -                  | -    | -  |
| <b>GRAND TOTAL</b>   | -                   | 1,534.11 | -     | -  | 1,534.11      | -                             | -    | -     | -  | -               | -                               | -    | -     | -  | -                  | -            | 1,534.11          | -  | -    | -  | -               | -  | -    | -     | -  | -                  | -    | -  |


SUMMARY:

|  | Previous Report     | This Month        | As at Date          |
|--|---------------------|-------------------|---------------------|
| <b>Total Disbursement Authorities Received</b>                 |                     |                   |                     |
| NCA  | 2,241,120.00        | 339,000.00        | 2,580,120.00        |
| NTA  | -                   | -                 | -                   |
| Working Fund   | -                   | -                 | -                   |
| TRA  | 135,353.72          | 1,534.11          | 136,887.83          |
| CDC  | -                   | -                 | -                   |
| NCAA   | -                   | -                 | -                   |
| Less: Notice of Transfer Allocations (NTA)* issued             | -                   | -                 | -                   |
| <b>Total Disbursement Authorities Available</b>                | <b>2,376,473.72</b> | <b>340,534.11</b> | <b>2,717,007.83</b> |
| <b>Less:</b>   |                     |                   |                     |
| Lapsed NCA   | 390,281.95          | -                 | 390,281.95          |
| Disbursements**  | 1,986,191.77        | 1,534.11          | 1,987,725.88        |
| Less: Other Non-Cash Disbursements                             | -                   | -                 | -                   |
| Disbursements effected through outright deductions from claims | -                   | -                 | -                   |
| Overpayment of expenses (e.g. personnel benefits)              | -                   | -                 | -                   |
| Restitution for loss of government property                    | -                   | -                 | -                   |
| Liquidated damages and similar claims                          | -                   | -                 | -                   |
| Others (e.g. TEF, BT, Docs Stamp, etc.)                        | -                   | -                 | -                   |
| <b>Add/Less: Adjustments (e.g. cancelled/staled checks)</b>    | <b>-</b>            | <b>-</b>          | <b>-</b>            |
| <b>Balance of Disbursement Authorities as at date</b>          | <b>-</b>            | <b>339,000.00</b> | <b>339,000.00</b>   |

|                             | Previous Report | This Month | As at Date   |
|-----------------------------|-----------------|------------|--------------|
| Total Disbursement Program  | 2,241,120.00    | 339,000.00 | 2,580,120.00 |
| Less: *Actual Disbursements | 1,986,191.77    | 1,534.11   | 1,987,725.88 |
| (Over)/Under spending       | 254,928.23      | 337,465.89 | 582,394.12   |

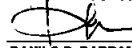
Notes: \*The use of NTA is discouraged  
 \*\*Amounts should tally with the grand total disbursements (column 27).

Certified Correct:

  
 BRENNAM. CLAVERA  
 OIC-Chief, Accounting Division


Date: \_\_\_\_\_

Recommending Approval By:

  
 DANILLO D. BARRAMEDA  
 Supervising Director, LEDAC Secretariat

Date: \_\_\_\_\_

Approved By:

  
 KRYSTAL LYN T. OY  
 Undersecretary, Legislative Affairs

Date: \_\_\_\_\_