

**MONTHLY REPORT OF DISBURSEMENTS**  
For the month of July 2023

Department : Joint Legislative Executive Councils  
 Agency/Entity : Legislative-Executive Development Advisory Council (LEDAC)  
 Operating Unit :  
 Organization Code (UACS) : 28 001 00 00000  
 Fund Cluster : 01 Regular Agency Fund


Particulars	Current Year Budget					Prior Year's Budget											SUB-TOTAL	Trust Liabilities				Grand Total							
	PS	MOOE	FinEx	CO	TOTAL 6 = (2+3+4+5)	Prior Year's Accounts Payable					Current Year's Accounts Payable					TOTAL 17 = (11+16)		18 = (6+17)	19	20	21	22 = (19+20+21)	23	24	25	26	TOTAL 27 = (23+24+25+26)		
						PS	MOOE	FinEx	CO	Sub-Total 11 = (7+8+9+10)	PS	MOOE	FinEx	CO	Sub-Total 16 = (12+13+14+15)														
<b>JULY</b>																													
<b>CASH DISBURSEMENTS</b>																													
Notice of Cash Allocation (NCA)	245,207.57	-	-	-	245,207.57	-	-	-	-	-	-	1,458.52	-	-	1,458.52	1,458.52	246,666.09	-	-	-	-	-	-	-	245,207.57	1,458.52	-	-	246,666.09
MDS Checks Issued	67,035.04	-	-	-	67,035.04	-	-	-	-	-	-	1,458.52	-	-	1,458.52	1,458.52	68,493.56	-	-	-	-	-	-	-	67,035.04	1,458.52	-	-	68,493.56
Advice to Debit Account	178,172.53	-	-	-	178,172.53	-	-	-	-	-	-	-	-	-	-	-	178,172.53	-	-	-	-	-	-	-	178,172.53	-	-	178,172.53	
Notice of Transfer Allocations (NTA)	-	-	-	-	-	-	-	-	-	-	-	-	-	-	-	-	-	-	-	-	-	-	-	-	-	-	-	-	
MDS Checks Issued	-	-	-	-	-	-	-	-	-	-	-	-	-	-	-	-	-	-	-	-	-	-	-	-	-	-	-	-	
Advice to Debit Account	-	-	-	-	-	-	-	-	-	-	-	-	-	-	-	-	-	-	-	-	-	-	-	-	-	-	-	-	
Working Fund for FAPs	-	-	-	-	-	-	-	-	-	-	-	-	-	-	-	-	-	-	-	-	-	-	-	-	-	-	-	-	
Cash Disbursement Ceiling (CDC)	-	-	-	-	-	-	-	-	-	-	-	-	-	-	-	-	-	-	-	-	-	-	-	-	-	-	-	-	
<b>TOTAL CASH DISBURSEMENTS</b>	<b>245,207.57</b>	<b>-</b>	<b>-</b>	<b>-</b>	<b>245,207.57</b>	<b>-</b>	<b>-</b>	<b>-</b>	<b>-</b>	<b>-</b>	<b>-</b>	<b>1,458.52</b>	<b>-</b>	<b>-</b>	<b>1,458.52</b>	<b>1,458.52</b>	<b>246,666.09</b>	<b>-</b>	<b>-</b>	<b>-</b>	<b>-</b>	<b>-</b>	<b>-</b>	<b>-</b>	<b>245,207.57</b>	<b>1,458.52</b>	<b>-</b>	<b>-</b>	<b>246,666.09</b>
<b>NON-CASH DISBURSEMENTS</b>																													
Tax Remittance Advises Issued (TRA)	24,839.54	-	-	-	24,839.54	-	-	-	-	-	-	216.93	-	-	216.93	216.93	25,056.47	-	-	-	-	-	-	-	24,839.54	216.93	-	-	25,056.47
Non-Cash Availment Authority (NCAA)	-	-	-	-	-	-	-	-	-	-	-	-	-	-	-	-	-	-	-	-	-	-	-	-	-	-	-	-	
Disbursements effected through outright deductions from claims (please specify...)	-	-	-	-	-	-	-	-	-	-	-	-	-	-	-	-	-	-	-	-	-	-	-	-	-	-	-	-	
Overpayment of expenses (e.g. personnel benefits)	-	-	-	-	-	-	-	-	-	-	-	-	-	-	-	-	-	-	-	-	-	-	-	-	-	-	-	-	
Restitution for loss of government property	-	-	-	-	-	-	-	-	-	-	-	-	-	-	-	-	-	-	-	-	-	-	-	-	-	-	-	-	
Liquidated damages and similar claims	-	-	-	-	-	-	-	-	-	-	-	-	-	-	-	-	-	-	-	-	-	-	-	-	-	-	-	-	
Others (TEF, BTr, Documentary Stamp Tax, etc.)	-	-	-	-	-	-	-	-	-	-	-	-	-	-	-	-	-	-	-	-	-	-	-	-	-	-	-	-	
<b>TOTAL NON-CASH DISBURSEMENTS</b>	<b>24,839.54</b>	<b>-</b>	<b>-</b>	<b>-</b>	<b>24,839.54</b>	<b>-</b>	<b>-</b>	<b>-</b>	<b>-</b>	<b>-</b>	<b>-</b>	<b>216.93</b>	<b>-</b>	<b>-</b>	<b>216.93</b>	<b>216.93</b>	<b>25,056.47</b>	<b>-</b>	<b>-</b>	<b>-</b>	<b>-</b>	<b>-</b>	<b>-</b>	<b>-</b>	<b>24,839.54</b>	<b>216.93</b>	<b>-</b>	<b>-</b>	<b>25,056.47</b>
<b>GRAND TOTAL</b>	<b>270,047.11</b>	<b>-</b>	<b>-</b>	<b>-</b>	<b>270,047.11</b>	<b>-</b>	<b>-</b>	<b>-</b>	<b>-</b>	<b>-</b>	<b>-</b>	<b>1,675.45</b>	<b>-</b>	<b>-</b>	<b>1,675.45</b>	<b>1,675.45</b>	<b>271,722.56</b>	<b>-</b>	<b>-</b>	<b>-</b>	<b>-</b>	<b>-</b>	<b>-</b>	<b>-</b>	<b>270,047.11</b>	<b>1,675.45</b>	<b>-</b>	<b>-</b>	<b>271,722.56</b>

**SUMMARY:**

	<u>Previous Report</u>	<u>This Month</u>	<u>As at Date</u>		<u>Previous Report</u>	<u>This Month</u>	<u>As at Date</u>
<b>Total Disbursement Authorities Received</b>				Total Disbursement Program	1,521,264.00	307,856.00	1,829,120.00
NCA	1,521,264.00	307,856.00	1,829,120.00	Less: *Actual Disbursements	1,630,189.44	271,722.56	1,901,912.00
NTA	-	-	-	(Over)/Under spending	<u>(108,925.44)</u>	<u>36,133.44</u>	<u>(72,792.00)</u>
Working Fund	-	-	-				
TRA	110,297.25	25,056.47	135,353.72				
CDC	-	-	-				
NCAA	-	-	-				
Less: Notice of Transfer Allocations (NTA)* issued	-	-	-				
<b>Total Disbursement Authorities Available</b>	<b>1,631,561.25</b>	<b>332,912.47</b>	<b>1,964,473.72</b>				
<b>Less:</b>							
Lapsed NCA	1,371.81	-	1,371.81				
Disbursements**	1,630,189.44	271,722.56	1,901,912.00				
Less: Other Non-Cash Disbursements	-	-	-				
Disbursements effected through outright deductions from claims	-	-	-				
Overpayment of expenses (e.g. personnel benefits)	-	-	-				
Restitution for loss of government property	-	-	-				
Liquidated damages and similar claims	-	-	-				
Others (e.g. TEF, BTr Docs Stamp, etc.)	-	-	-				
Add/Less: Adjustments (e.g. cancelled/staled checks)	-	-	-				
<b>Balance of Disbursement Authorities as at date</b>	<b>-</b>	<b>61,189.91</b>	<b>61,189.91</b>				


Notes: \*The use of NTA is discouraged  
 \*\*Amounts should tally with the grand total disbursements (column 27).

Certified Correct:

  
 BRENDA M. CLAVERIA  
 OIC-Chief, Accounting Division


Date: \_\_\_\_\_

Recommending Approval By:

  
 DANILLO D. BARRAMEDA  
 Supervising Director, LEDAC Secretariat

Date: \_\_\_\_\_

Approved By:

  
 KRISTAL LYN T. UY  
 Undersecretary, Legislative Affairs

Date: \_\_\_\_\_