

MONTHLY REPORT OF DISBURSEMENTS
For the Month of June 2021

Department : **JOINT LEGISLATIVE EXECUTIVE COUNCILS**
 Agency : **LEGISLATIVE-EXECUTIVE DEVELOPMENT ADVISORY COUNCIL**
 Operating Unit :
 Organization Code (UACS) : **28 001 00 00000**
 Funding Source Code (as clustered) : **101**

PARTICULARS	CURRENT YEAR'S BUDGET					PRIOR YEARS' BUDGET											SUB-TOTAL	TRUST LIABILITIES					GRAND TOTAL					
	PS	MOOE	Fin. Exp	CO	TOTAL	PRIOR YEARS' ACCOUNTS PAYABLE					CURRENT YEAR'S ACCOUNTS PAYABLE							TOTAL	PS	MOOE	Fin. Exp	CO	TOTAL	PS	MOOE	Fin. Exp	CO	TOTAL
						PS	MOOE	Fin. Exp	CO	Sub-Total	PS	MOOE	Fin. Exp	CO	Sub-Total	PS												
1	2	3	4	5	6=(2+3+4+5)	7	8	9	10	11=(7+8+9+10)	12	13	14	15	16=(12+13+14+15)	17=(11+16)	18=(6+17)	19	20	21	22	23=(19+20+21+22)	24	25	26	27	28=(24+25+26+27)	
JUNE																												
Notice of Cash Allocation (NCA)																												
MDS Checks Issued	72,302.80	7,181.65	-	-	79,484.45	-	-	-	-	-	-	-	-	-	-	-	79,484.45	-	-	-	-	-	72,302.80	7,181.65	-	-	79,484.45	
Advice to Debit Account	173,969.20	14,744.20	-	-	188,713.40	-	-	-	-	-	-	-	-	-	-	-	188,713.40	-	-	-	-	-	173,969.20	14,744.20	-	-	188,713.40	
Working Fund (NCA issued to BTR)	30,497.13	406.51	-	-	30,903.64	-	-	-	-	-	-	-	-	-	-	-	30,903.64	-	-	-	-	-	30,497.13	406.51	-	-	30,903.64	
Tax Remittance Advices Issued (TRA)	-	-	-	-	-	-	-	-	-	-	-	-	-	-	-	-	-	-	-	-	-	-	-	-	-	-	-	-
Cash Disbursement Ceiling (CDC)	-	-	-	-	-	-	-	-	-	-	-	-	-	-	-	-	-	-	-	-	-	-	-	-	-	-	-	-
Non-Cash Availment Authority (NCAA)	-	-	-	-	-	-	-	-	-	-	-	-	-	-	-	-	-	-	-	-	-	-	-	-	-	-	-	-
Others (CDT, BTR Docs Stamp, etc.)	-	-	-	-	-	-	-	-	-	-	-	-	-	-	-	-	-	-	-	-	-	-	-	-	-	-	-	-
TOTAL	276,769.13	22,332.36	-	-	299,101.49	-	-	-	-	-	-	-	-	-	-	-	299,101.49	-	-	-	-	-	276,769.13	22,332.36	-	-	299,101.49	
GRAND TOTAL	2,047,962.01	62,821.65	-	-	2,110,783.66	64,920.71	16,093.75	-	-	81,014.46	-	#####	-	-	15,616.87	96,631.33	2,207,414.99	-	-	-	-	-	2,112,882.72	94,532.27	-	-	2,207,414.99	

SUMMARY:



	Previous Report	This Month	As of Date
Total Disbursement Authorities Received			
NCA	1,769,145.00	306,000.00	2,075,145.00
Working Fund	-	-	-
TRA	166,900.87	30,903.64	197,804.51
CDC	-	-	-
NCAA	-	-	-
Others (CDT, BTR Docs Stamp, etc.)	-	-	-
Less: Notice of Transfer Allocations (NTA)* Issued	-	-	-
Total Disbursements Authorities Available	1,936,045.87	336,903.64	2,272,949.51
Less: Lapsed NCA	16,584.67	48,949.85	65,534.52
Disbursements *	1,908,313.50	299,101.49	2,207,414.99
Balance of Disbursements Authorities as of to date	11,147.70	(11,147.70)	-

Total Disbursements Program
 Less: * Actual Disbursements
 (Over)/Underspending


	Previous Report	This Month	As of Date
	1,769,145.00	306,000.00	2,075,145.00
	1,908,313.50	299,101.49	2,207,414.99
	(139,168.50)	6,898.51	(132,269.99)

Notes: The use of NTA is discouraged
 * Amounts should tally

Certified Correct:


BRENDA M. CLAVERIA
 OIC-Chief, Accounting Division
 Date: 

Approved By:


MAE GRACE JUNE C. NILLAMA
 Head Executive Assitant and Supervising Official, LEDAC Secretariat
 Date: _____