

MONTHLY REPORT OF DISBURSEMENTS
As of May 2020

Department : JOINT LEGISLATIVE EXECUTIVE COUNCILS
 Agency : LEGISLATIVE-EXECUTIVE DEVELOPMENT ADVISORY COUNCIL
 Operating Unit : _____
 Organization Code (UACS) : 28 001 00 00000
 Funding Source Code (as clustered) : 101

PARTICULARS	CURRENT YEAR'S BUDGET					PRIOR YEARS' BUDGET											TRUST LIABILITIES					GRAND TOTAL						
	PS	MOOE	Fin. Exp	CO	TOTAL	PRIOR YEARS' ACCOUNTS PAYABLE					CURRENT YEAR'S ACCOUNTS PAYABLE					TOTAL	SUB-TOTAL	PS	MOOE	Fin. Exp	CO	TOTAL	PS	MOOE	Fin. Exp	CO	TOTAL	
						PS	MOOE	Fin. Exp	CO	Sub-Total	PS	MOOE	Fin. Exp	CO	Sub-Total													PS
1	2	3	4	5	6=(2+3+4+5)	7	8	9	10	11=(7+8+9+10)	12	13	14	15	16=(12+13+14+15)	17=(11+16)	18=(6+17)	19	20	21	22	23=(19+20+21+22)	24	25	26	27	28=(24+25+26+27)	
MAY																												
Notice of Cash Allocation (NCA)																												
MDS Checks Issued	21,151.44				21,151.44												21,151.44						21,151.44					21,151.44
Advice to Debit Account	372,016.14	2,100.00			374,116.14												374,116.14						374,116.14	2,100.00				374,116.14
Working Fund (NCA issued to BTr)																												
Tax Remittance Advices Issued (TRA)	28,742.82				28,742.82												28,742.82						28,742.82					28,742.82
Cash Disbursement Ceiling (CDC)																												
Non-Cash Availment Authority (NCAA)																												
Others (CDT, BTr Docs Stamp, etc.)																												
TOTAL	421,910.40	2,100.00			424,010.40												424,010.40						424,010.40	2,100.00				424,010.40
GRAND TOTAL	1,352,170.86	74,467.80			1,426,638.66	100,410.76	2,461.60			102,872.36						102,872.36	1,529,513.22						1,452,581.62	76,991.60			1,529,513.22	


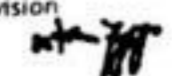
SUMMARY:

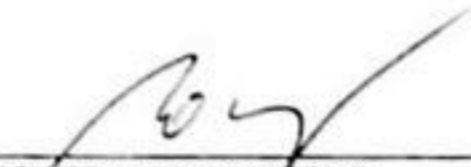
	Previous Report	This Month	As of Date
Total Disbursement Authorities Received			
NCA	1,193,232.00	482,000.00	1,675,232.00
Working Fund			
TRA	108,158.87	28,742.82	136,901.69
CDC			
NCAA			
Others (CDT, BTr Docs Stamp, etc.)			
Less: Notice of Transfer Allocations (NTA)* issued	1,301,390.87	510,742.82	1,812,133.69
Total Disbursements Authorities Available	87,456.80		87,456.80
Less: Lapsed NCA Disbursements *	1,105,502.82	424,010.40	1,529,513.22
Balance of Disbursements Authorities as of to date	108,431.25	86,732.42	195,163.67

Total Disbursements Program
 Less: * Actual Disbursements
 (Over)/Underpending

	Previous Report	This Month	As of Date
	1,193,232.00	482,000.00	1,675,232.00
	1,105,502.82	424,010.40	1,529,513.22
	87,729.18	57,989.60	145,718.78

Notes: The use of NTA is discouraged
 * Amounts should tally

Certified Correct:

 BREND A. M. CLAVERIA
 OIC-Chief, Accounting Division
 Date: 

Approved By:

 ROWEENA M. DALISONG
 Director IV and Supervising Official, LEDAC Secretariat
 Date: _____